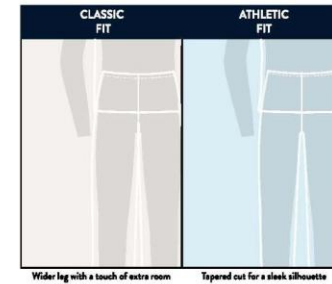
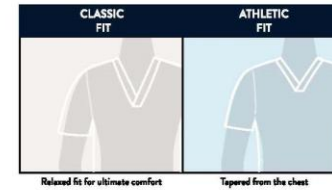
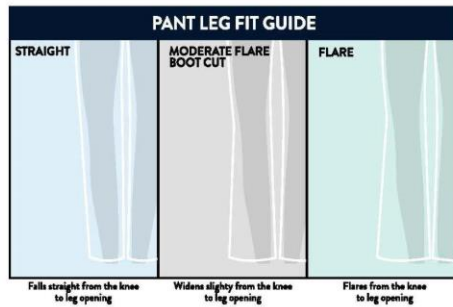
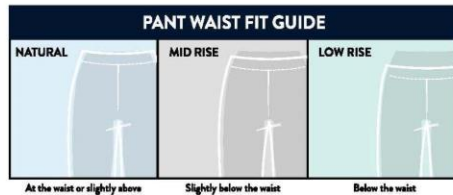
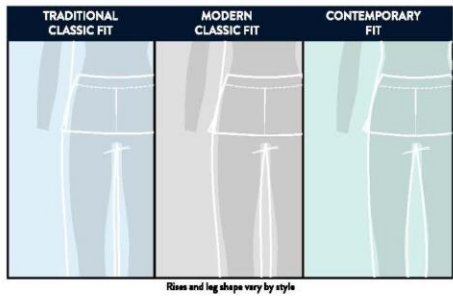
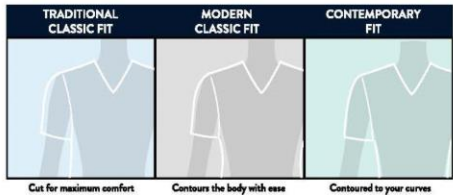




Garment Fit Guide: Women CHEROKEE MEDICAL UNIFORMS Garment Fit Guide: Men & Unisex CHEROKEE MEDICAL UNIFORMS



The following Sizing information is a *Guide Only*. For Men's Ranges, we recommend ordering the same size as you would in "Everyday Clothing" as this best represents the Cherokee Sizing. **Please note:** Cherokee offer three "fits" in the Ladies Range (Traditional Classic, Modern Classic and Contemporary) and two in the Mens Range (Classic and Athletic). Please refer to above images. This does need to be considered when ordering specific styles. Please contact our Customer Service team for further assistance.

LADIES SIZING GUIDE		MENS SIZING GUIDE	PANTS
XXS	Size 6	XXS*	
XS	Size 8	XS	Waist 28/29
S	Size 10	S	Waist 30
M	Size 12	M	Waist 32/34
L	Size 14	L	Waist 34/36
XL	Size 16	XL	Waist 36/38
2XL	Size 18/20	2XL	Waist 38/40
3XL	Size 22 /24	3XL	
4XL	Size 26/28	4XL	
5XL	Size 30* sizing can be based on everyday clothing sizing	5XL	
		Mens Tops refer to your everyday clothing size	
		Standard Inseam on Pants: 31" Petite Inseam on Pants: 28.5" Talls Inseam on Pants: 34"	
		*Selected Men's Ranges offer XXS and Short or Tall Length	